




# Learning languages with specific learning difficulties: A road map to success

Prof. Judit Kormos  
Lancaster University

# Roadmap to success



Recognize and  
understand



Learning strategies



Multi-sensory  
techniques

# Understanding and accepting your strengths and weaknesses

## Seek identification

- Expert diagnosis
- [Identification checklists](#)

## Observe how you learn best and what works for you

- [Learning strategy questionnaires](#)
- Try out various learning strategies

## Accept your strengths and weaknesses

- Draw up a table with strengths and weaknesses
- Consider how you can use your strengths and overcome weaknesses

## Increase your self-confidence and rebuild self-esteem

- Set smaller achievable goals
- Observe others
- Reflect positively on past achievements

## Self-evaluation

- Evaluate your learning
- Reward yourself

# Learning strategies – Self-regulation of learning

## Planning the learning process

- What?
- When?
- Where?
- How?

## Regulating your attention

- [Pomodoro technique](#)

## Regulating your feelings and motivation

- Visualize success
- Rewarding success
- Mistakes and failures are part of the learning process

## Self-evaluation

- Test yourself
- Diary, journal

# Apply multi-sensory methods



Using multiple  
sensory  
channels



# Spelling and pronunciation

Look for regularities

Find word components (fog -kefe)

Visualize, use colour

Say it forwards and backwards

Use moveable letters

Games and apps

Use online dictionaries to listen to how words are pronounced and repeat pronunciation



Drawing

Acting out

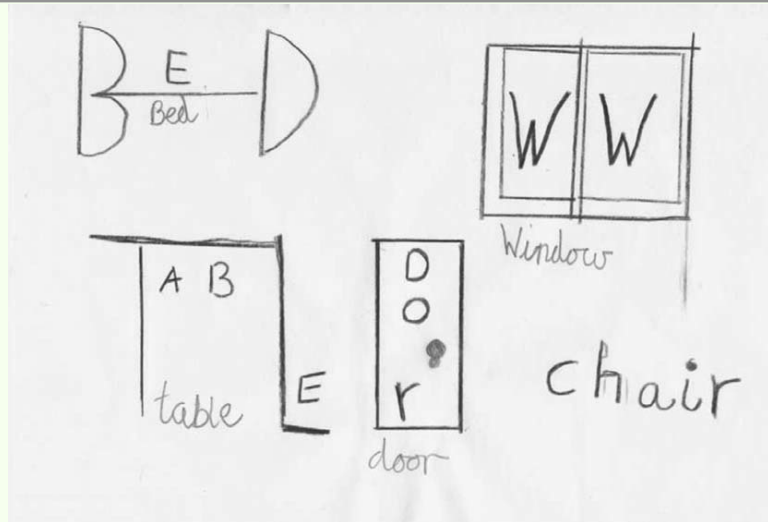
Computer apps: Quizlet, Anki

Mnemonics Big Elephants Can Always Understand Small Elephants

Keywords

Chunking

Rhyme



# Reading strategies

Activate your background knowledge based on the title, sub-titles, headings, visuals

Use prediction and visualization

Monitor comprehension, make inferences

Reread

Subvocal reading

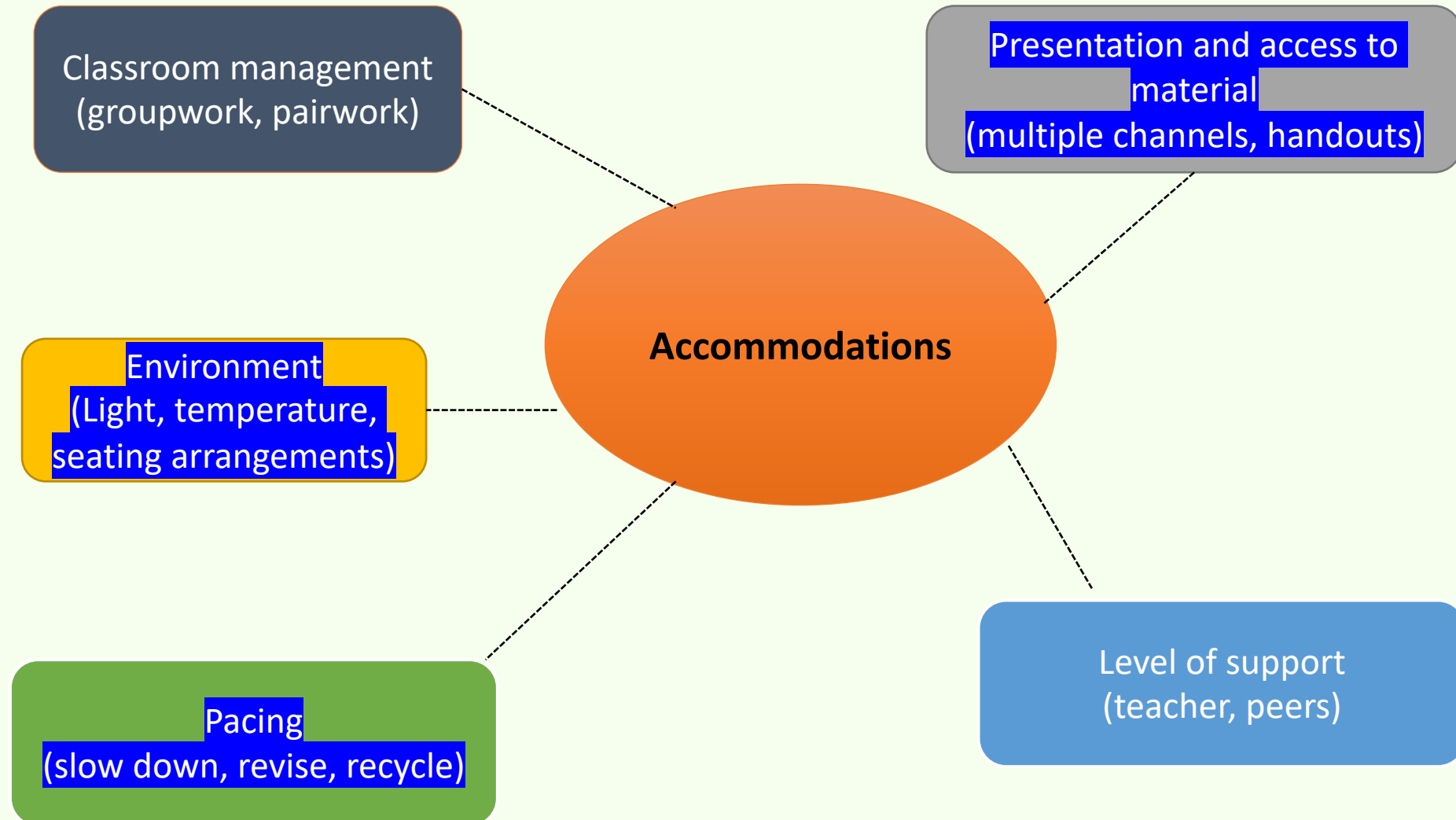
Reading while listening (text to speech software)

Annotate text, highlight, notes, charts, mind- and concept maps





# Accommodations in the classroom you can ask your teachers for



# Accommodations in tests

<b>Accommodations in presentation format</b>	<b>Accommodations in response format</b>	<b>Accommodations in timing</b>	<b>Accommodations in setting</b>
Oral reading	Using a computer	Extended time	Administering the test individually
Large print	Using a scribe	Multiple or frequent breaks	Testing in a separate room
Magnification devices	Responding directly in the test booklet rather than on an answer sheet	Change in testing schedule	Testing in a small group
Screen reader	Using organizational devices such as spelling assistive devices, visual organizers	Testing over multiple days	Adjusting the lighting
Coloured overlays			Providing noise buffers